

South Fylde Line CRP Activity Plan Update 25th July 2023



BOOKING OFFICE CLOSURES

Booking offices proposed for closure

Preston – AWC

St Anne's – Northern

Kirkham & Wesham – Northern


Poulton le Fylde - Northern

Consultation period:

Northern ends Friday 28th July

Avanti West Coast ends Weds 26th July (+ all other TOCs

Responses need to be sent to Transport Focus



GRANTS

Community Rail Network:

- ✓ **Community Rail Development Fund**
- ✓ **Small Grant Fund for England** – available to station groups that are members of the **CRN**

Membership costs £25.00 per annum + VAT

Northern

- ✓ **SAF – Station Adoption Fund (Martin will say more about this)** - £60k available across Northern
- ✓ **CCIF – Customer & Community Improvement Fund (CCIF)** - £50k available across Northern

<https://www.northernrailway.co.uk/about-us/community/ccif>

- ✓ **Seedcorn** – sadly not available this year



T
E
A
M



An Autism Friendly Line
the Todmorden Curve



National
Autistic
Society

Autism Friendly
Award
2023



“To prepare autistic people for what they can expect a dedicated webpage includes photographs, videos and other visual resources is available and can be easily understood.”

<https://communityraillancashire.co.uk/autism-friendly-line/>

<https://trained.website/project/autism-friendly-stations/>



COMMUNITY RAIL WEEK 22nd TO 26th MAY 2023

13 events over 5 days



PRESTON STATION

27th June



NEW PROJECTS

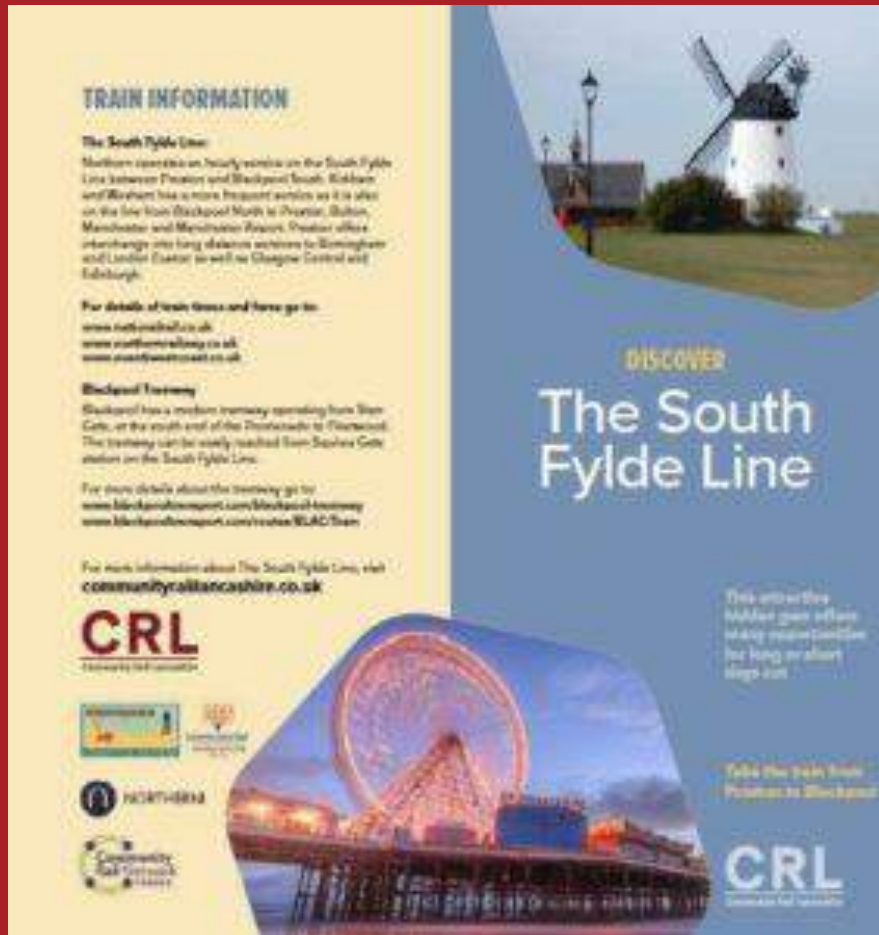
St Anne's on Sea Cycle Shelter – Lifeboats & Bikes Ahoy!







MARKETING AND PROMOTION



TRAIN INFORMATION

The South Fylde Line
Northern services on hourly routes on the South Fylde Line between Preston and Blackpool South. Ribbleside and Warton has a more frequent service as it is also on the line from Blackpool North to Preston, Bolton, Manchester and Manchester Airport. Preston offers interchanges into long distance services to Birmingham and London (East) as well as Glasgow Central and Edinburgh.

For details of train times and fares go to:
www.rail.co.uk
www.southfylde.co.uk
www.southfylde.co.uk

Blackpool Tramway
Blackpool has a modern tramway operating from Stan Cople, at the south end of the Dockroads to Fleetwood. The tramway can be easily reached from Southey Gate station on the South Fylde Line.

For more details about the tramway go to:
www.blackpooltramway.com or www.blackpooltramway.com/visit-us or www.blackpooltramway.com/visit-us

For more information about The South Fylde Line, visit www.southfylde.co.uk

CRL
Community Rail Lancashire

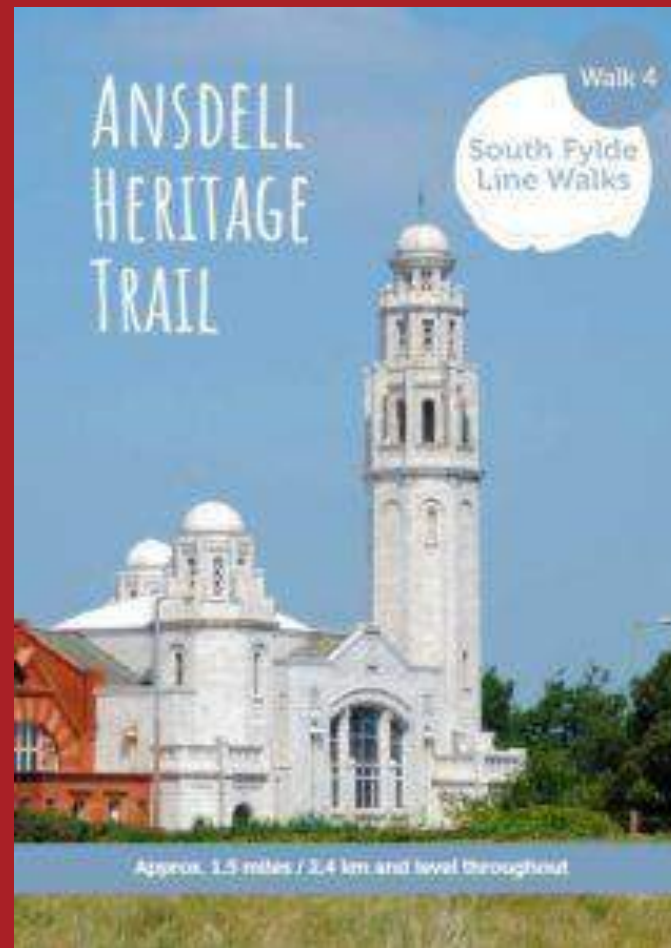
DISCOVER
The South Fylde Line

Take with us the **Waller** you will enjoy many more walks for long or short legs out

Take the train from Preston to Blackpool

CRL
Community Rail Lancashire

Logos for Lancashire County Council, Lancashire Community Rail Partnership, and Community Rail Lancashire are also present.



ANSDELL HERITAGE TRAIL

Walk 4
South Fylde Line Walks

Approx. 1.5 miles / 2.4 km and level throughout

The leaflet features a photograph of a large, ornate white building with a tall tower, likely a church or historical structure, under a blue sky.

What's available:

- ✓ Discover the South F Line
- ✓ Self-guide walk leaflets
- ✓ Mini timetables
- ✓ Explore Lancashire By Rail

<https://www.youtube.com/watch?v=bC7CtK2ZJJ0>

